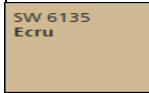
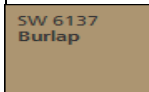
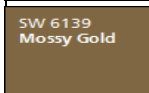
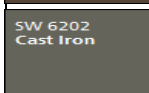
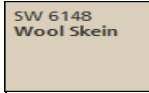
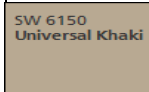
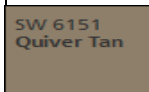
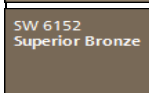
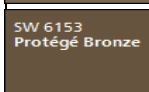


Hillbrooke Suggested Color Palette List

<http://www.sherwin-williams.com>

PLEASE NOTE THAT THESE COLORS ARE SPECIFIC TO CERTAIN TYPES OF HOUSES. MAKE NOTE OF THE “NOTE” SECTION AT THE END OF EACH PALETTE SCHEME. IT IS STILL NECESSARY FOR A 4X4 SWATCH TO BE PAINTED ON THE HOUSE, TRIM, NICKELS, AND DOOR, EVEN IF YOU ARE SELECTING FROM THESE PALETTES.

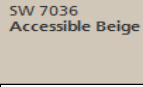
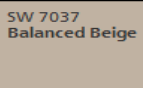
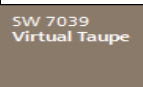
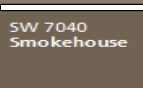

Palette 1	Color Names and Numbers	URL
	Sherwin Williams SW6134 Netsuke	https://www.sherwin-williams.com/homeowners/color/find-and-explore-colors/paint-colors-by-family?q=SW6134
	Sherwin Williams SW6135 – Ecrú	https://www.sherwin-williams.com/homeowners/color/find-and-explore-colors/paint-colors-by-family?q=SW6135
	Sherwin Williams SW6137 – Burlap	https://www.sherwin-williams.com/homeowners/color/find-and-explore-colors/paint-colors-by-family?q=SW6137
	Sherwin Williams SW6139 – Artifact	https://www.sherwin-williams.com/homeowners/color/find-and-explore-colors/paint-colors-by-family?q=SW6139
	Sherwin Williams SW7041 – Van Dyke Brown - DOOR	https://www.sherwin-williams.com/homeowners/color/find-and-explore-colors/paint-colors-by-family?q=SW7041
	Sherwin Williams SW6202 - Cast Iron – DOOR	https://www.sherwin-williams.com/homeowners/color/find-and-explore-colors/paint-colors-by-family?q=SW6202
NOTE: For all stucco houses or all siding houses		

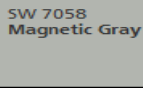
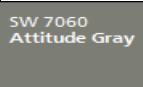
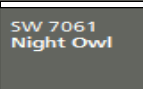
Palette 2	Color Names and Numbers	URL
	Sherwin Williams SW6148 – Wool Skein	https://www.sherwin-williams.com/homeowners/color/find-and-explore-colors/paint-colors-by-family?q=SW6148
	Sherwin Williams SW6150 – Universal Khaki	https://www.sherwin-williams.com/homeowners/color/find-and-explore-colors/paint-colors-by-family?q=SW6150
	Sherwin Williams SW6151 – Quiver Tan	https://www.sherwin-williams.com/homeowners/color/find-and-explore-colors/paint-colors-by-family?q=SW6151
	Sherwin Williams SW6152 – Superior Bronze - DOOR	https://www.sherwin-williams.com/homeowners/color/find-and-explore-colors/paint-colors-by-family?q=SW6152
	Sherwin Williams SW6153 – Protégé Bronze - DOOR	https://www.sherwin-williams.com/homeowners/color/find-and-explore-colors/paint-colors-by-family?q=SW6153
NOTE: For Brick Types: 1, 2, 3, 4, 5, 6, 7		

Hillbrooke Suggested Color Palette List

<http://www.sherwin-williams.com>

PLEASE NOTE THAT THESE COLORS ARE SPECIFIC TO CERTAIN TYPES OF HOUSES. MAKE NOTE OF THE “NOTE” SECTION AT THE END OF EACH PALETTE SCHEME. IT IS STILL **NECESSARY** FOR A 4X4 SWATCH TO BE PAINTED ON THE HOUSE, TRIM, NICKELS, AND DOOR, EVEN IF YOU ARE SELECTING FROM THESE PALETTES.

Palette 3	Color Names and Numbers	URL
	Sherwin Williams SW7036 – Accessible Beige	https://www.sherwin-williams.com/homeowners/color/find-and-explore-colors/paint-colors-by-family?q=SW7036
	Sherwin Williams SW7037 – Tony Taupe	https://www.sherwin-williams.com/homeowners/color/find-and-explore-colors/paint-colors-by-family?q=SW7037
	Sherwin Williams SW7039 – Virtual Taupe	https://www.sherwin-williams.com/homeowners/color/find-and-explore-colors/paint-colors-by-family?q=SW7039
	Sherwin Williams SW7040 – Smokehouse – DOOR	https://www.sherwin-williams.com/homeowners/color/find-and-explore-colors/paint-colors-by-family?q=SW7040
	Sherwin Williams SW2839 – Roycroft Copper Red – DOOR	https://www.sherwin-williams.com/homeowners/color/find-and-explore-colors/paint-colors-by-family?q=SW2839
NOTE: For Brick Types: 1, 2, 3, 4, 5, 6, 7		

Palette 4	Color Names and Numbers	URL
	Sherwin Williams – SW7058 – Magnetic Gray	https://www.sherwin-williams.com/homeowners/color/find-and-explore-colors/paint-colors-by-family?q=SW7058
	Sherwin Williams – SW7060 – Attitude Gray	https://www.sherwin-williams.com/homeowners/color/find-and-explore-colors/paint-colors-by-family?q=SW7060
	Sherwin Williams – SW7061 – Night Own – DOOR	https://www.sherwin-williams.com/homeowners/color/find-and-explore-colors/paint-colors-by-family?q=SW7061
NOTE: For all stucco houses		

Hillbrooke Suggested Color Palette List

<http://www.sherwin-williams.com>

PLEASE NOTE THAT THESE COLORS ARE SPECIFIC TO CERTAIN TYPES OF HOUSES. MAKE NOTE OF THE “NOTE” SECTION AT THE END OF EACH PALETTE SCHEME. IT IS STILL **NECESSARY** FOR A 4X4 SWATCH TO BE PAINTED ON THE HOUSE, TRIM, NICKELS, AND DOOR, EVEN IF YOU ARE SELECTING FROM THESE PALETTES.

Palette 5	Color Names and Numbers	URL
SW 7030 Anew Gray	Sherwin Williams SW7030 – Anew Gray	https://www.sherwin-williams.com/homeowners/color/find-and-explore-colors/paint-colors-by-family?q=SW7030
SW 7031 Mega Greige	Sherwin Williams SW7031- Mega Greige	https://www.sherwin-williams.com/homeowners/color/find-and-explore-colors/paint-colors-by-family?q=SW7031
SW 7032 Warm Stone	Sherwin Williams SW7032 – Warm Stone	https://www.sherwin-williams.com/homeowners/color/find-and-explore-colors/paint-colors-by-family?q=SW7032
SW 7033 Brainstorm Bronze	Sherwin Williams SW7033 – Brainstorm Bronze – DOOR	https://www.sherwin-williams.com/homeowners/color/find-and-explore-colors/paint-colors-by-family?q=SW7033
SW 2846 Roycroft Bronze Green	Sherwin Williams SW2846 – Roycroft Bronze Green – DOOR	https://www.sherwin-williams.com/homeowners/color/find-and-explore-colors/paint-colors-by-family?q=SW2846
NOTE: For Brick Types: 1, 2, 4, 5, 6, 8		

Palette 6	Color Names and Numbers	URL
SW 6198 Sensible Hue	Sherwin Williams SW6198 – Sensible Hue	https://www.sherwin-williams.com/homeowners/color/find-and-explore-colors/paint-colors-by-family?q=SW6198
SW 6199 Rare Gray	Sherwin Williams SW6199 – Rare Gray	https://www.sherwin-williams.com/homeowners/color/find-and-explore-colors/paint-colors-by-family?q=SW6199
SW 6200 Link Gray	Sherwin Williams SW6200 – Link Gray	https://www.sherwin-williams.com/homeowners/color/find-and-explore-colors/paint-colors-by-family?q=SW6200
SW 7048 Urbane Bronze	Sherwin Williams SW7048 – Urbane Bronze – DOOR	https://www.sherwin-williams.com/homeowners/color/find-and-explore-colors/paint-colors-by-family?q=SW7048
SW 2847 Roycroft Bottle Green	Sherwin Williams SW2847 – Roycroft Bottle Green – DOOR	https://www.sherwin-williams.com/homeowners/color/find-and-explore-colors/paint-colors-by-family?q=SW2847
NOTE: For Brick Types: 2, 5, 8		

Hillbrooke Suggested Color Palette List

<http://www.sherwin-williams.com>

PLEASE NOTE THAT THESE COLORS ARE SPECIFIC TO CERTAIN TYPES OF HOUSES. MAKE NOTE OF THE “NOTE” SECTION AT THE END OF EACH PALETTE SCHEME. IT IS STILL NECESSARY FOR A 4X4 SWATCH TO BE PAINTED ON THE HOUSE, TRIM, NICKELS, AND DOOR, EVEN IF YOU ARE SELECTING FROM THESE PALETTES.

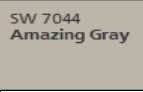
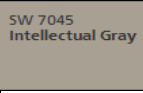

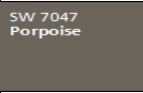
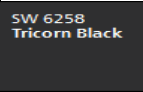
Palette 7	Color Names and Numbers	URL
SW 7016 Mindful Gray	Sherwin Williams SW7016 – Mindful Gray	https://www.sherwin-williams.com/homeowners/color/find-and-explore-colors/paint-colors-by-family?q=SW7016
SW 7017 Dorian Gray	Sherwin Williams SW7017 – Dorian Gray	https://www.sherwin-williams.com/homeowners/color/find-and-explore-colors/paint-colors-by-family?q=SW7017
SW 7019 Gauntlet Gray	Sherwin Williams SW7019 – Gauntlet Gray	https://www.sherwin-williams.com/homeowners/color/find-and-explore-colors/paint-colors-by-family?q=SW7019
SW 7020 Black Fox	Sherwin Williams SW7020 – Black Fox – DOOR	https://www.sherwin-williams.com/homeowners/color/find-and-explore-colors/paint-colors-by-family?q=SW7020
NOTE: For Brick Types: 1, 2, 5, 6, 8		

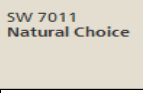
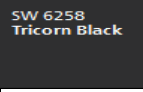
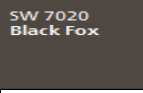
Palette 8	Color Names and Numbers	URL
SW 7022 Alpaca	Sherwin Williams SW7022 – Alpaca	https://www.sherwin-williams.com/homeowners/color/find-and-explore-colors/paint-colors-by-family?q=SW7022
SW 7024 Functional Gray	Sherwin Williams SW7024 – Functional Gray	https://www.sherwin-williams.com/homeowners/color/find-and-explore-colors/paint-colors-by-family?q=SW7024
SW 7025 Backdrop	Sherwin Williams SW7025 – Backdrop	https://www.sherwin-williams.com/homeowners/color/find-and-explore-colors/paint-colors-by-family?q=SW7025
SW 7026 Griffin	Sherwin Williams SW7026 – Griffin – DOOR/SHUTTER	https://www.sherwin-williams.com/homeowners/color/find-and-explore-colors/paint-colors-by-family?q=SW7026
SW 7027 Well-Bred Brown	Sherwin Williams SW7027 – Well Bred Brown – DOOR	https://www.sherwin-williams.com/homeowners/color/find-and-explore-colors/paint-colors-by-family?q=SW7027
NOTE: For Brick Types: 1, 2, 3, 5, 6, 8		

Hillbrooke Suggested Color Palette List

<http://www.sherwin-williams.com>

PLEASE NOTE THAT THESE COLORS ARE SPECIFIC TO CERTAIN TYPES OF HOUSES. MAKE NOTE OF THE “NOTE” SECTION AT THE END OF EACH PALETTE SCHEME. IT IS STILL **NECESSARY** FOR A 4X4 SWATCH TO BE PAINTED ON THE HOUSE, TRIM, NICKELS, AND DOOR, EVEN IF YOU ARE SELECTING FROM THESE PALETTES.

Palette 9	Color Names and Numbers	URL
	Sherwin Williams SW7044 – Amazing Gray	https://www.sherwin-williams.com/homeowners/color/find-and-explore-colors/paint-colors-by-family?q=SW7044
	Sherwin Williams SW7045 – Intellectual Gray	https://www.sherwin-williams.com/homeowners/color/find-and-explore-colors/paint-colors-by-family?q=SW7045
	Sherwin Williams SW7046 – Anonymous	https://www.sherwin-williams.com/homeowners/color/find-and-explore-colors/paint-colors-by-family?q=SW7046
	Sherwin Williams SW7047 – Porpoise – DOOR/SHUTTER	https://www.sherwin-williams.com/homeowners/color/find-and-explore-colors/paint-colors-by-family?q=SW7047
	Sherwin Williams SW6258 – Tricorn Black – DOOR	https://www.sherwin-williams.com/homeowners/color/find-and-explore-colors/paint-colors-by-family?q=SW6258
NOTE: For Brick Types: 2, 3, 4, 5, 6, 7, 8		

Palette 10	Color Names and Numbers	URL
	Sherwin Williams SW7011 – Natural Choice	https://www.sherwin-williams.com/homeowners/color/find-and-explore-colors/paint-colors-by-family?q=SW7011
	Sherwin Williams SW6258 – Tricorn Black – DOOR	https://www.sherwin-williams.com/homeowners/color/find-and-explore-colors/paint-colors-by-family?q=SW6258
	Sherwin Williams SW7020 – Black Fox – DOOR/SHUTTER	https://www.sherwin-williams.com/homeowners/color/find-and-explore-colors/paint-colors-by-family?q=SW7020
NOTE: For all siding houses		

EXTERIOR PAINT NOTE: Use eggshell or SATIN FINISH on siding. Use SEMI-GLOSS on trim, doors and shutters

STACKED STONE NOTE: Use color palette that best suits your stacked stone colors; as with all selection review, paint swatch(es) for committee to review for final approval.